

The Hong Kong University of Science and Technology

Student Feedback Questionnaire

Instructor - Section Report

SPRING 2012-13

Survey period: 30 April 2013 - 14 May 2013

Prof. KIM, Sung Hun

COMP-3111H-L1 Introduction to Software Engineering (Honors Study Track)




5 student(s) have evaluated the course.

10 student(s) have not evaluated the course.

Percentage of enrolled students responding: 33.3% (5/15)




Lecture Courses

Q1. The course has been well designed to help me learn.

		Weight	Count	Percentage	
A	Strongly Agree	100.0	3	60.0%	
B		75.0	1	20.0%	
C		50.0	1	20.0%	
D		25.0	0	0.0%	
E	Strongly Disagree	0.0	0	0.0%	
NA	Not Applicable		0	0.0%	
	Total		5	100.0%	



Statistics	Mean	SD
Survey	85.0	22.4
Section	85.0	22.4
Course	85.0	22.4
Department (COMP)	74.0	22.7
School (SENG)	72.5	24.2
University	72.6	23.9

Q2. Lectures and course materials have been well prepared and useful in my learning.

		Weight	Count	Percentage	
A	Strongly Agree	100.0	2	40.0%	
B		75.0	0	0.0%	
C		50.0	2	40.0%	
D		25.0	1	20.0%	
E	Strongly Disagree	0.0	0	0.0%	
NA	Not Applicable		0	0.0%	
	Total		5	100.0%	




Statistics	Mean	SD
Survey	65.0	33.5
Section	65.0	33.5
Course	65.0	33.5
Department (COMP)	75.2	22.6
School (SENG)	72.5	24.8
University	73.1	24.2

Q3. The value of this course was clear to me.

		Weight	Count	Percentage	
A	Strongly Agree	100.0	4	80.0%	
B		75.0	1	20.0%	
C		50.0	0	0.0%	
D		25.0	0	0.0%	
E	Strongly Disagree	0.0	0	0.0%	
NA	Not Applicable		0	0.0%	
	Total		5	100.0%	

Statistics	Mean	SD
Survey	95.0	11.2
Section	95.0	11.2
Course	95.0	11.2
Department (COMP)	73.8	23.4
School (SENG)	72.6	24.9
University	72.7	24.4

Q4. The instructor stimulated my interest in this subject and encouraged me to think.




		Weight	Count	Percentage	
A	Strongly Agree	100.0	3	60.0%	
B		75.0	1	20.0%	
C		50.0	1	20.0%	

Statistics	Mean	SD
Survey	85.0	22.4
Section	85.0	22.4
Course	85.0	22.4

D		25.0	0	0.0%	
E	Strongly Disagree	0.0	0	0.0%	
NA	Not Applicable		0	0.0%	
	Total		5	100.0%	




Department (COMP)	73.6	25.0
School (SENG)	71.4	26.5
University	71.1	26.3

Q5. Tests and assignments have been well designed, fair and relevant to my learning.

		Weight	Count	Percentage	
A	Strongly Agree	100.0	3	60.0%	
B		75.0	0	0.0%	
C		50.0	1	20.0%	
D		25.0	1	20.0%	
E	Strongly Disagree	0.0	0	0.0%	
NA	Not Applicable		0	0.0%	
	Total		5	100.0%	



Statistics	Mean	SD
Survey	75.0	35.4
Section	75.0	35.4
Course	75.0	35.4
Department (COMP)	73.1	23.7
School (SENG)	71.3	25.1
University	70.4	24.9

Q6. Feedback on tests and assignments has been helpful and provided in good time.

		Weight	Count	Percentage	
A	Strongly Agree	100.0	2	40.0%	
B		75.0	0	0.0%	
C		50.0	1	20.0%	
D		25.0	0	0.0%	
E	Strongly Disagree	0.0	2	40.0%	
NA	Not Applicable		0	0.0%	
	Total		5	100.0%	




Statistics	Mean	SD
Survey	50.0	50.0
Section	50.0	50.0
Course	50.0	50.0
Department (COMP)	70.1	24.0
School (SENG)	69.5	25.4
University	68.3	25.8

Q7. The instructor has been responsive to students' problems and available to answer questions.

		Weight	Count	Percentage	
A	Strongly Agree	100.0	4	80.0%	
B		75.0	0	0.0%	
C		50.0	1	20.0%	
D		25.0	0	0.0%	
E	Strongly Disagree	0.0	0	0.0%	
NA	Not Applicable		0	0.0%	
	Total		5	100.0%	




Statistics	Mean	SD
Survey	90.0	22.4
Section	90.0	22.4
Course	90.0	22.4
Department (COMP)	78.0	22.0
School (SENG)	76.2	24.0
University	76.1	23.5

Q8. The instructor created a good atmosphere for learning.

		Weight	Count	Percentage	
A	Strongly Agree	100.0	3	60.0%	
B		75.0	1	20.0%	
C		50.0	1	20.0%	
D		25.0	0	0.0%	
E	Strongly Disagree	0.0	0	0.0%	
NA	Not Applicable		0	0.0%	
	Total		5	100.0%	

Statistics	Mean	SD
Survey	85.0	22.4
Section	85.0	22.4
Course	85.0	22.4
Department (COMP)	75.3	23.9
School (SENG)	72.7	25.9
University	72.6	25.7

Q9. Compared to other courses, this course is academically:

		Weight	Count	Percentage	
A	Very Difficult	100.0	0	0.0%	
B		75.0	2	40.0%	
C		50.0	1	20.0%	
D		25.0	2	40.0%	
E	Very Easy	0.0	0	0.0%	
NA	Not Applicable		0	0.0%	
	Total		5	100.0%	

Statistics	Mean	SD
Survey	50.0	25.0
Section	50.0	25.0
Course	50.0	25.0
Department (COMP)	61.3	21.8
School (SENG)	60.3	23.0
University	60.2	22.8

Q10. Compared to other courses, the workload for this course is:

		Weight	Count	Percentage	
A	Very Heavy	100.0	4	80.0%	██████████
B		75.0	1	20.0%	██
C		50.0	0	0.0%	
D		25.0	0	0.0%	
E	Very Light	0.0	0	0.0%	
NA	Not Applicable		0	0.0%	
	Total		5	100.0%	

Statistics	Mean	SD
Survey	95.0	11.2
Section	95.0	11.2
Course	95.0	11.2
Department (COMP)	57.2	21.3
School (SENG)	55.9	22.5
University	54.6	23.4

Q11. Please rate the instructor overall:

		Weight	Count	Percentage	
A	Very Good	100.0	3	60.0%	██████████
B		75.0	2	40.0%	████
C		50.0	0	0.0%	
D		25.0	0	0.0%	
E	Very Bad	0.0	0	0.0%	
NA	Not Applicable		0	0.0%	
	Total		5	100.0%	

Statistics	Mean	SD
Survey	90.0	13.7
Section	90.0	13.7
Course	90.0	13.7
Department (COMP)	79.2	22.3
School (SENG)	76.2	24.3
University	76.6	23.6

Q12. Please rate the course overall:

		Weight	Count	Percentage	
A	Very Good	100.0	3	60.0%	██████████
B		75.0	0	0.0%	
C		50.0	2	40.0%	████
D		25.0	0	0.0%	
E	Very Bad	0.0	0	0.0%	
NA	Not Applicable		0	0.0%	
	Total		5	100.0%	

Statistics	Mean	SD
Survey	80.0	27.4
Section	80.0	27.4
Course	80.0	27.4
Department (COMP)	72.9	22.4
School (SENG)	72.0	24.0
University	71.2	24.1

Q13. What is good about the course?

1. Let me learn a lot and learn to overcome the heavy workload
2. The course material is very practical and relevant to our daily-coding activities.
3. practical skills

Q14. What could be done to improve the course?

1. The requirement of project phase 2 is too general. While most people love this kind of flexibility perhaps, I personally do not...
2. The workload is too heavy for us. We need to spend plenty of time every week working on project and meeting with groupmate while having homework of other courses. Moreover, some of the requirement work is not flexible, like CI and testcases. I think students should have the right to choose whether to use these tools or not instead of including these work into grading points.
3. assignments should be better designed. professor should involve more in the assignment, not just handle it to TAs

Note: Please note that the aggregate statistics for department, school and university will be subjected to an updating and finalized on 4 July 2013